

SUD Mapping Survey

FINAL REPORT

May 2021





Background and Objective

Missouri AIM, a partnership between Missouri Department of Health and Senior Services and Missouri Hospital Association, in collaboration with MO HealthNet's *Maternal/Fetal/Infant Subcommittee for Substance Use Disorder* and *The Uplift Connection* powered by Missouri Foundation for Health, collaborated to identify perinatal Substance Use Disorder (SUD) resources across the State of Missouri.


The team would like to identify resources and gaps and build a searchable database of providers housed at www.theupliftconnection.org.

Methodology

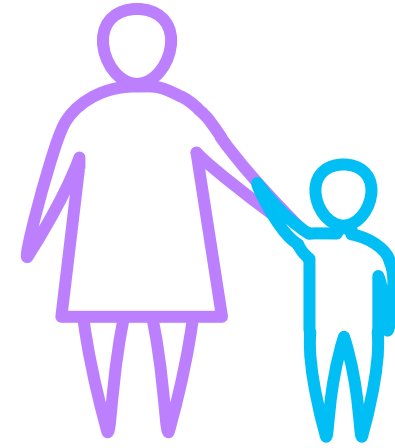
Potential participants were emailed a link to the online survey.

184 clicked the link and 92 (50%) qualified to participate by answering “*Yes, they provide Substance Use Disorder services to perinatal women, to include perinatal behavioral health services, symptom withdrawal management, and/or medication-assisted treatment*”.

Key Findings

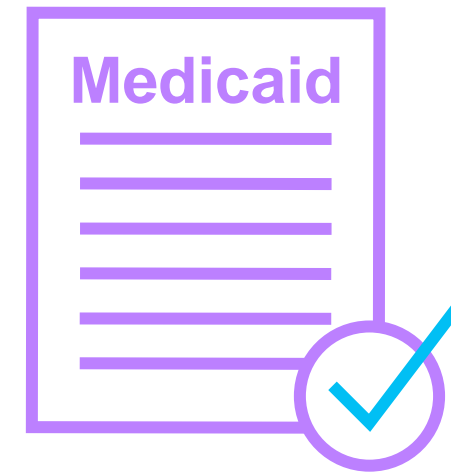


Almost **all providers (97%)** are currently enrolling new patients.

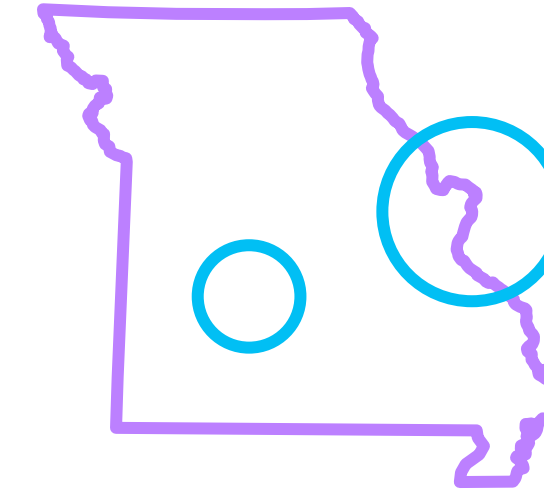


The majority of practices **(80%)** allow children to come along to provider visits. Only one-third **(35%)** allow them to stay during residential treatment.

- Those allowing children are **very accommodating to kids under age 13** (100% permitted children aged 0-5).

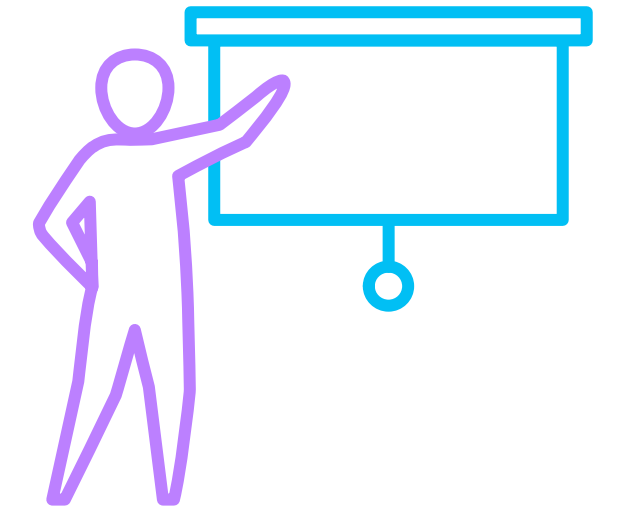


Most practices report accepting various Medicaid insurance plans, while fewer accept Exchange plans.



The overwhelming majority of providers **(89%)** were in the **greater St. Louis and greater Springfield areas.**

- Although 17 providers indicated they serve women from all areas of the state, only 54 of 114 counties were specifically identified as areas served by respondents, indicating large areas without proximity to services.



Three-fourths of practices **(77%)** have received training on **trauma-informed care.**

- However, the majority **(59%)** are unsure if they use the MO model.



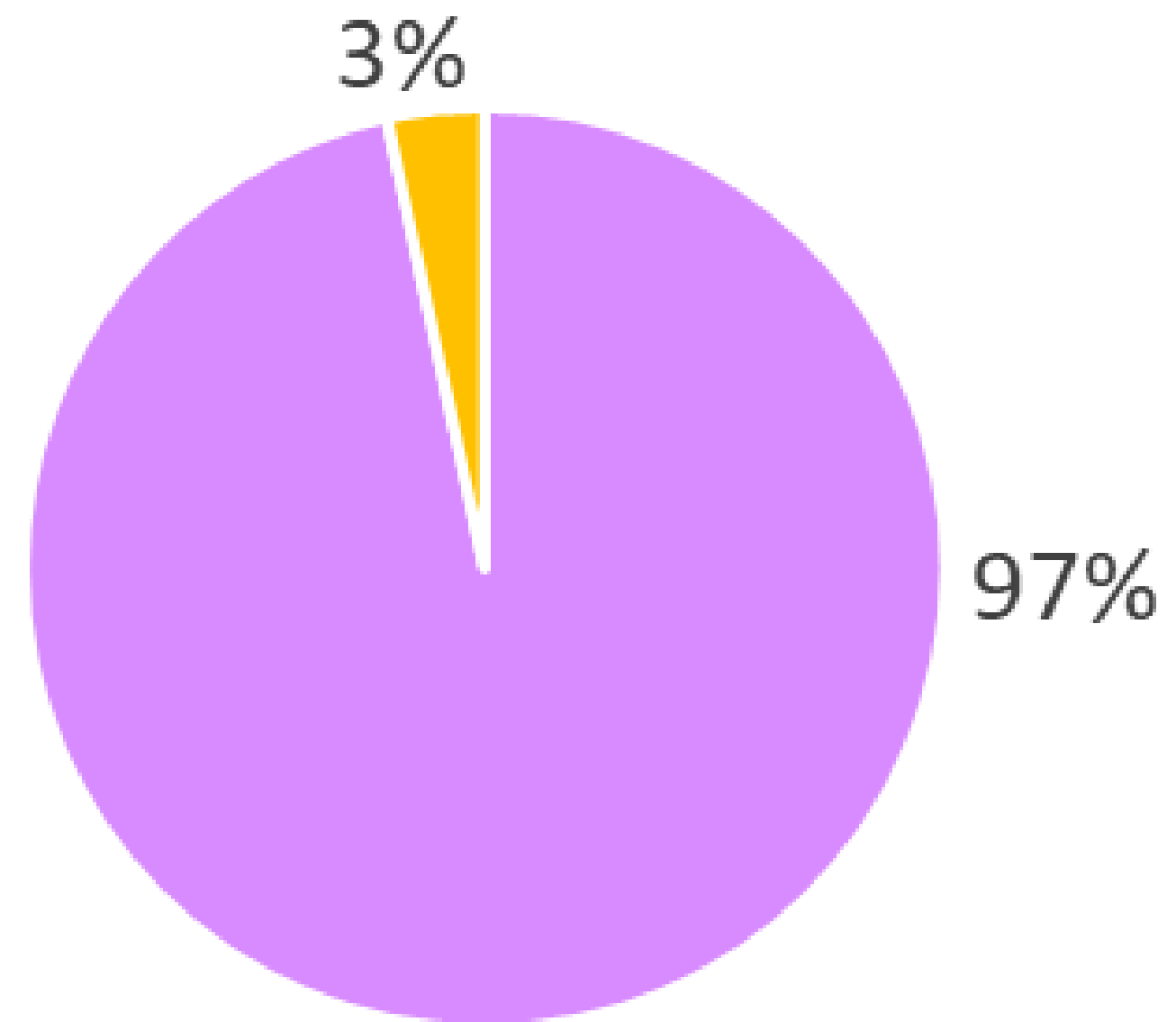
DETAILED RESULTS



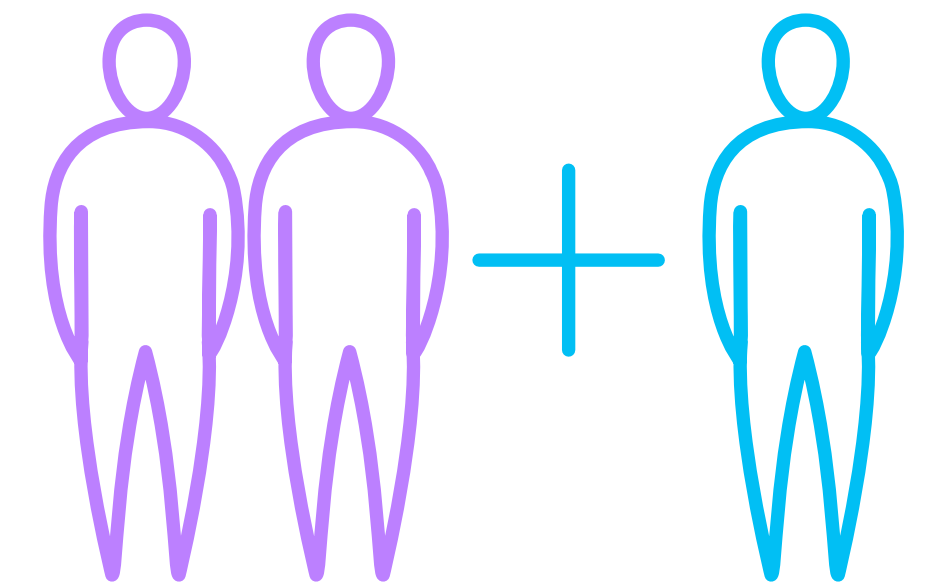
Actively Enrolling

Almost *all* providers (**97%**) are currently **enrolling new patients**.

Are you actively enrolling patients at this time?



■ Yes ■ No



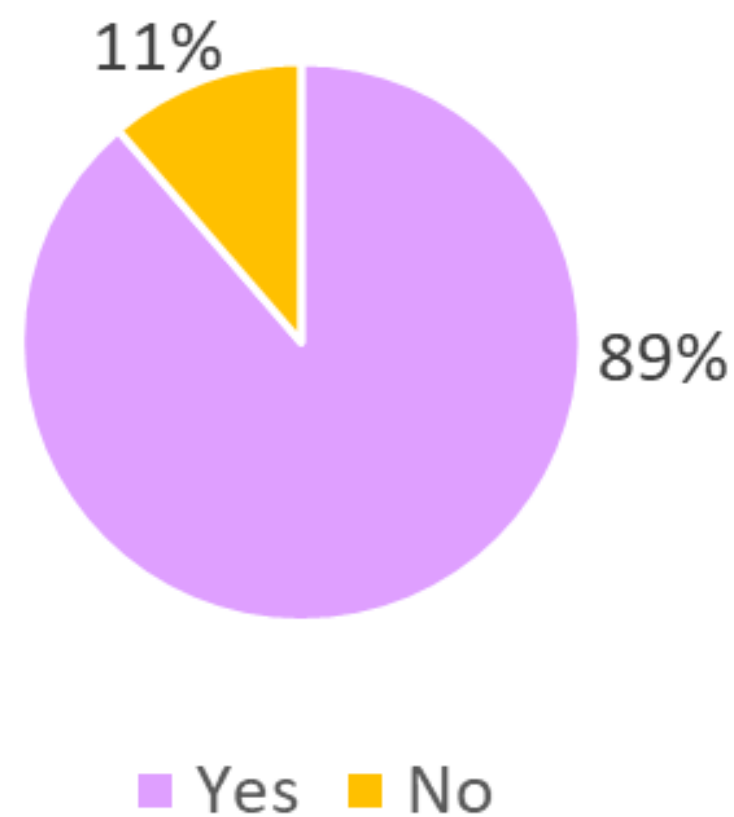
N=92



Access

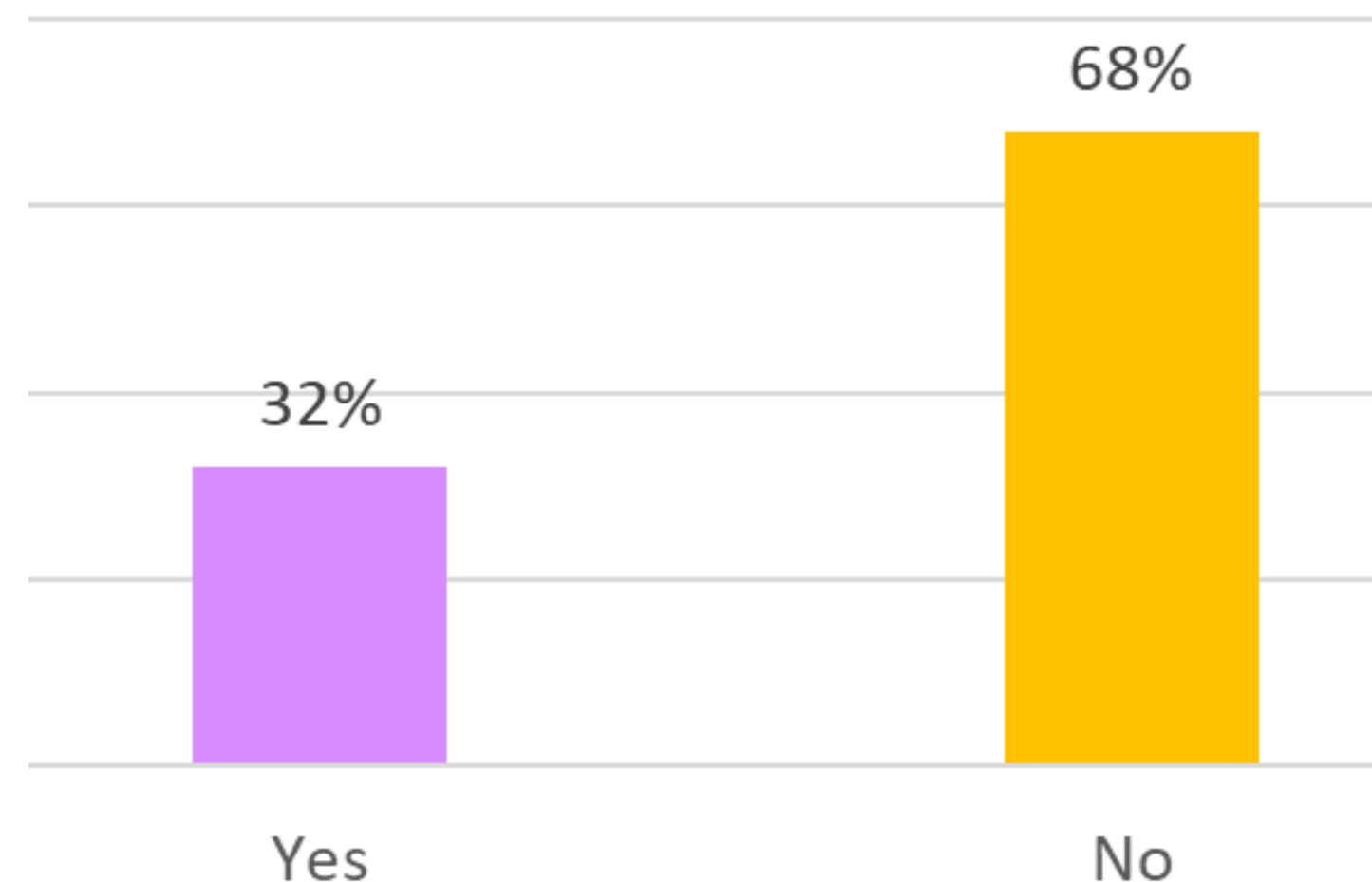
The vast majority of practices **(89%)** are accessible to **public transportation**.

Is your location accessible to public transportation?



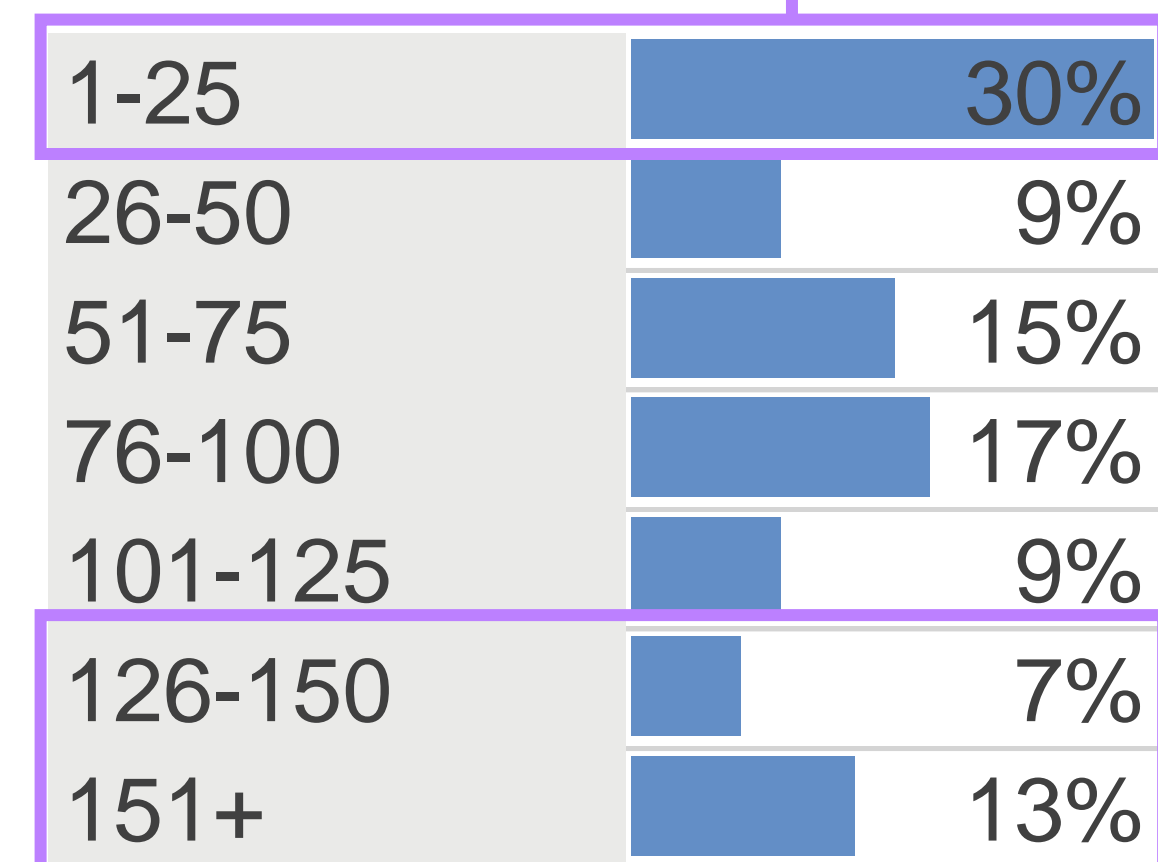
One-third **(32%)** have a **satellite location**.

Does your office have any satellite locations?



Almost one-third **(30%)** provide SUD services to **1-25 women per month...**

Number of women you serve with SUD services per month:

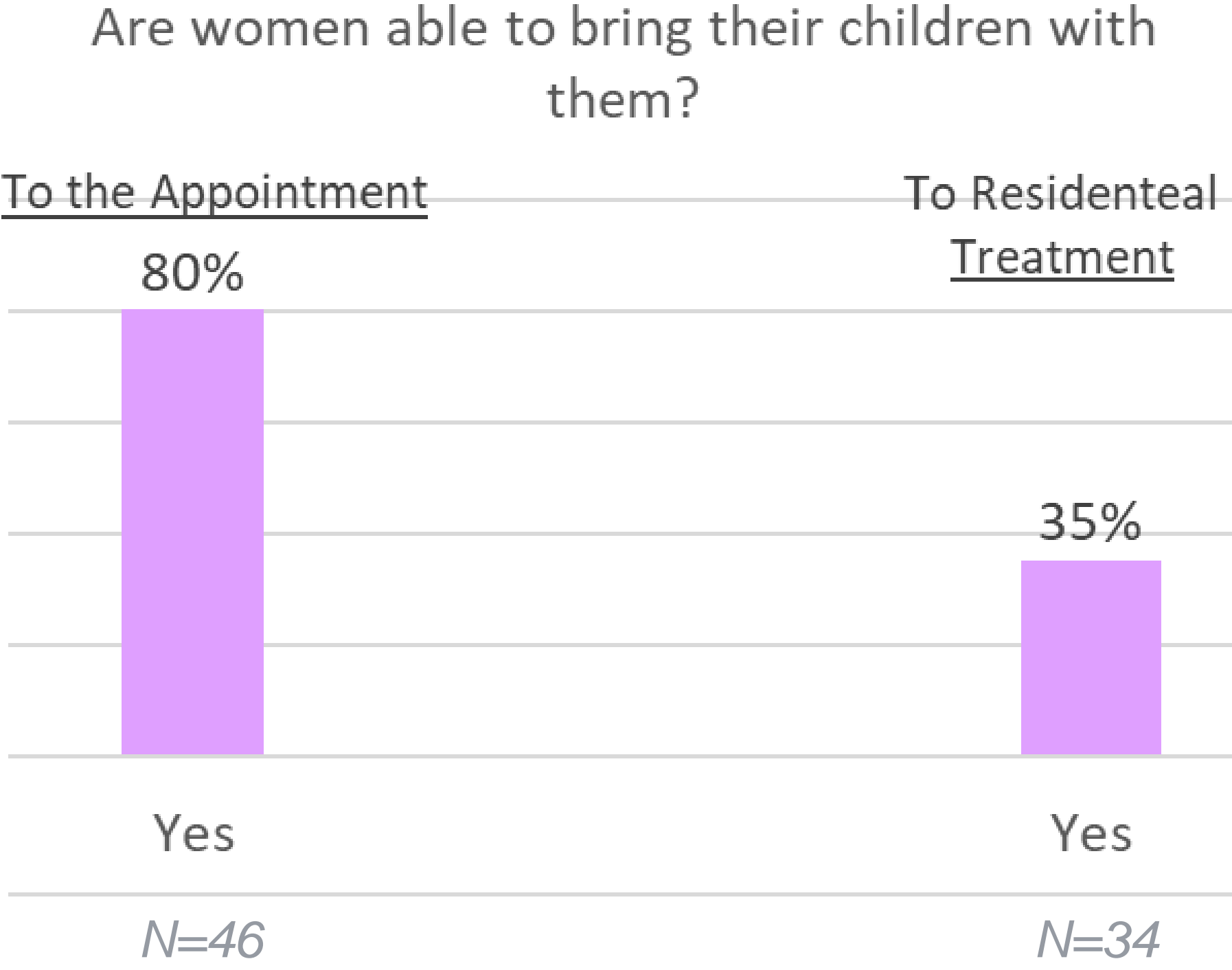


...while one-fifth **(20%)** provide these services to more than 125 women per month.



Children at Appointments/Treatment

The majority of practices (80%) allow children to come along to **provider visits**, while only one-third (35%) allow them during **residential treatment**.

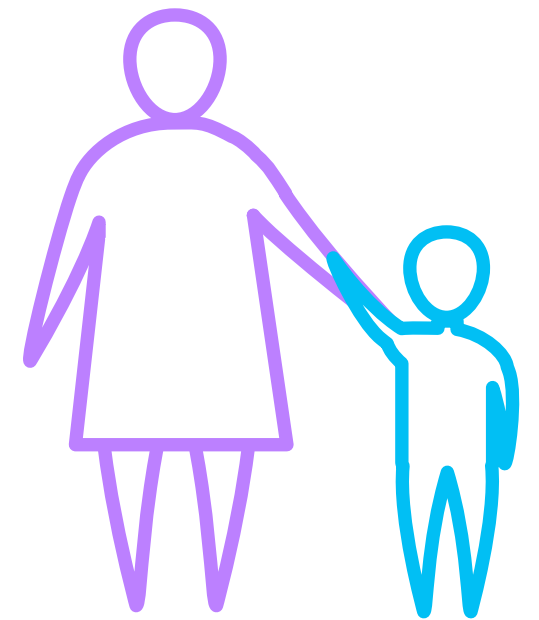


Those allowing children are very accommodating to **kids under age 13**.

What age group(s) of children are allowed to attend appointments/stay with their mothers in residential treatment?

| Age | At Appt. | Residential Treatment |
|------|----------|-----------------------|
| 0-5 | 100% | 100% |
| 6-12 | 86% | 92% |
| 13+ | 61% | 25% |

N=36 N=12





Health Insurance Plans Accepted

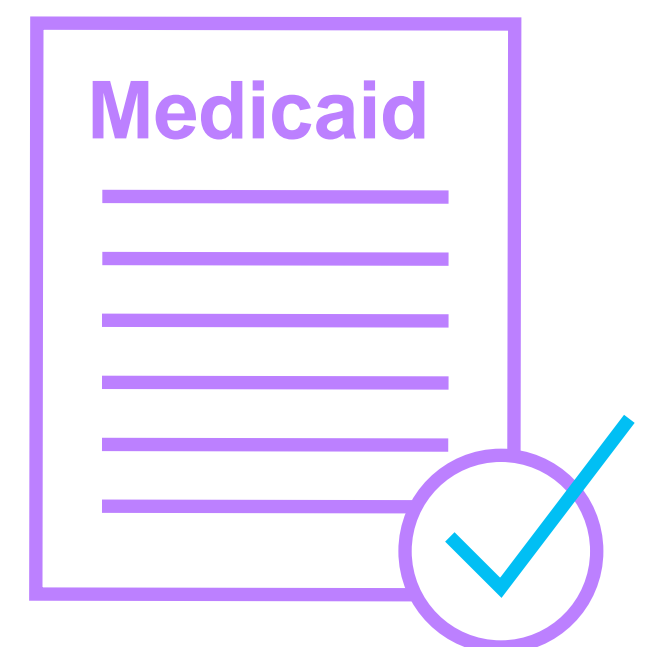
Most practices report accepting various **Medicaid insurance plans...**

...while fewer accept **Exchange plans.**

| | |
|--|-----|
| Medicaid – UnitedHealthCare | 86% |
| Medicaid – Home State Health | 84% |
| Medicaid – State of Missouri Fee-for-Service | 82% |
| Private pay | 80% |
| Uninsured | 80% |
| Medicaid – Healthy Blue | 68% |
| Uninsured – grant funded | 61% |
| Commercial Insurance - Cigna Health and Life Insurance Company | 55% |
| Sliding scale payment | 52% |
| Commercial Insurance – Anthem Blue Cross and Blue Shield | 50% |
| Commercial Insurance – Blue Cross and Blue Shield of Kansas City | 50% |
| Commercial Insurance - Anthem Blue Cross and Blue Shield | 48% |
| Exchange – Ambetter | 41% |
| Exchange – Anthem | 39% |
| Exchange – Cigna | 39% |
| Exchange – Cox | 34% |
| Exchange – Blue KC | 34% |
| Commercial Insurance - Medica Insurance Company | 30% |
| Exchange – Medica | 25% |
| Commercial Insurance - Celtic Insurance Company | 20% |
| Commercial Insurance - Oscar Insurance Company | 18% |
| Exchange – SSM/Wellfirst | 18% |
| Exchange – Oscar | 18% |
| Unknown | 2% |
| *Other (please specify) | 23% |

*Others:

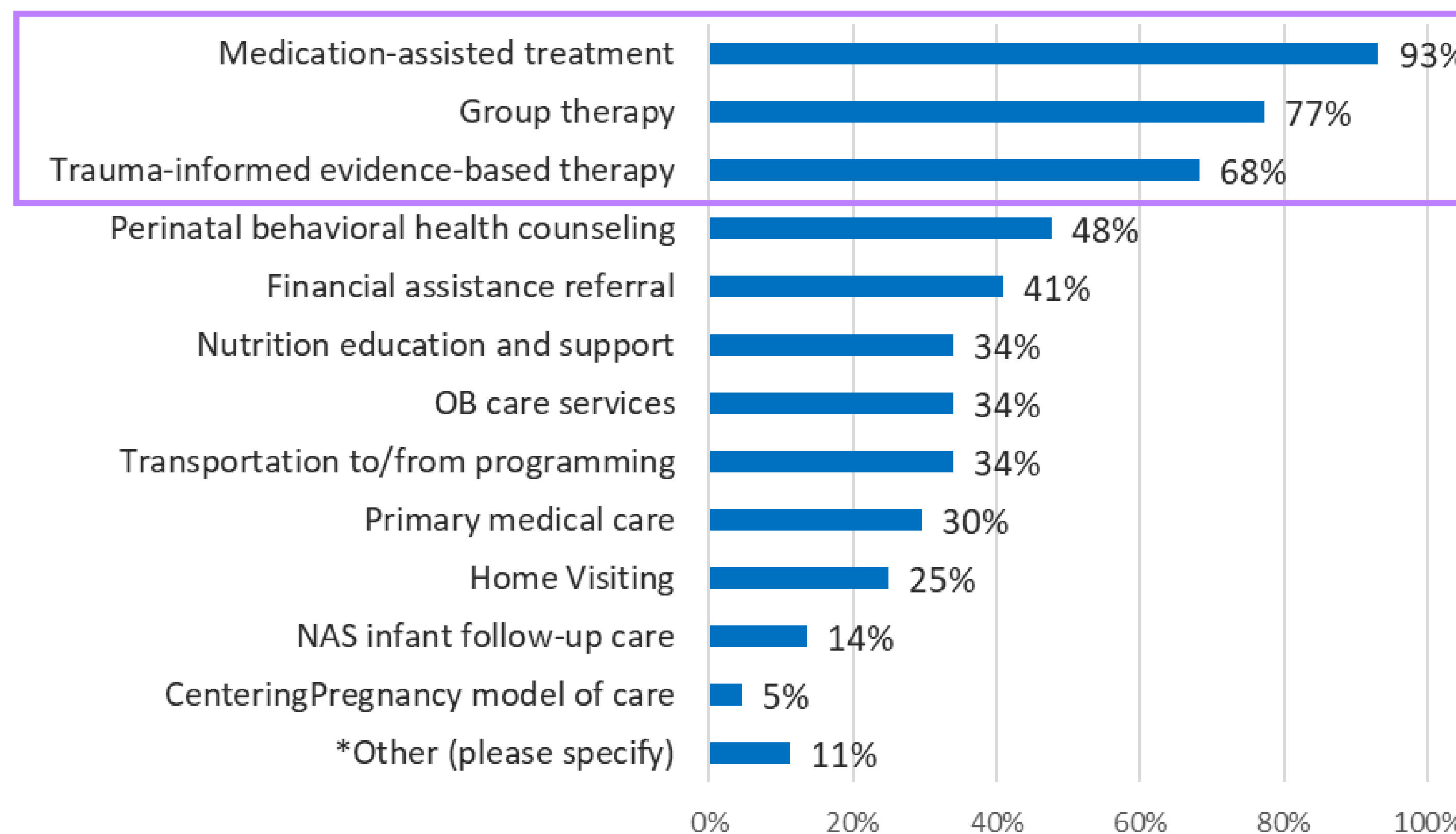
- Commercial Insurance - United Healthcare, Cigna, Medicare
- Medicare and also Optum
- Gateway to Better Health
- Medicare; Tricare, Med Pay
- Treatment Courts
- POS
- Case agreements with individual insurance companies
- SOR
- Optum and also original Medicare or Part C through Humana or UHC
- Aetna, UHC, Tricare, TriWest, Medicare, Humana





Supportive Services Provided

Supportive Services, Resources and/or Education Provided by Program/Practice



***Others:**

- Parent Education, Peer Support, Community Support Services
- Psychiatry
- Referrals for employment
- Substance Abuse treatment
- Group education, individual therapy, case management



N=44

Medication-assisted treatment (MAT) is provided by the vast majority (**93%**) of practices that responded.

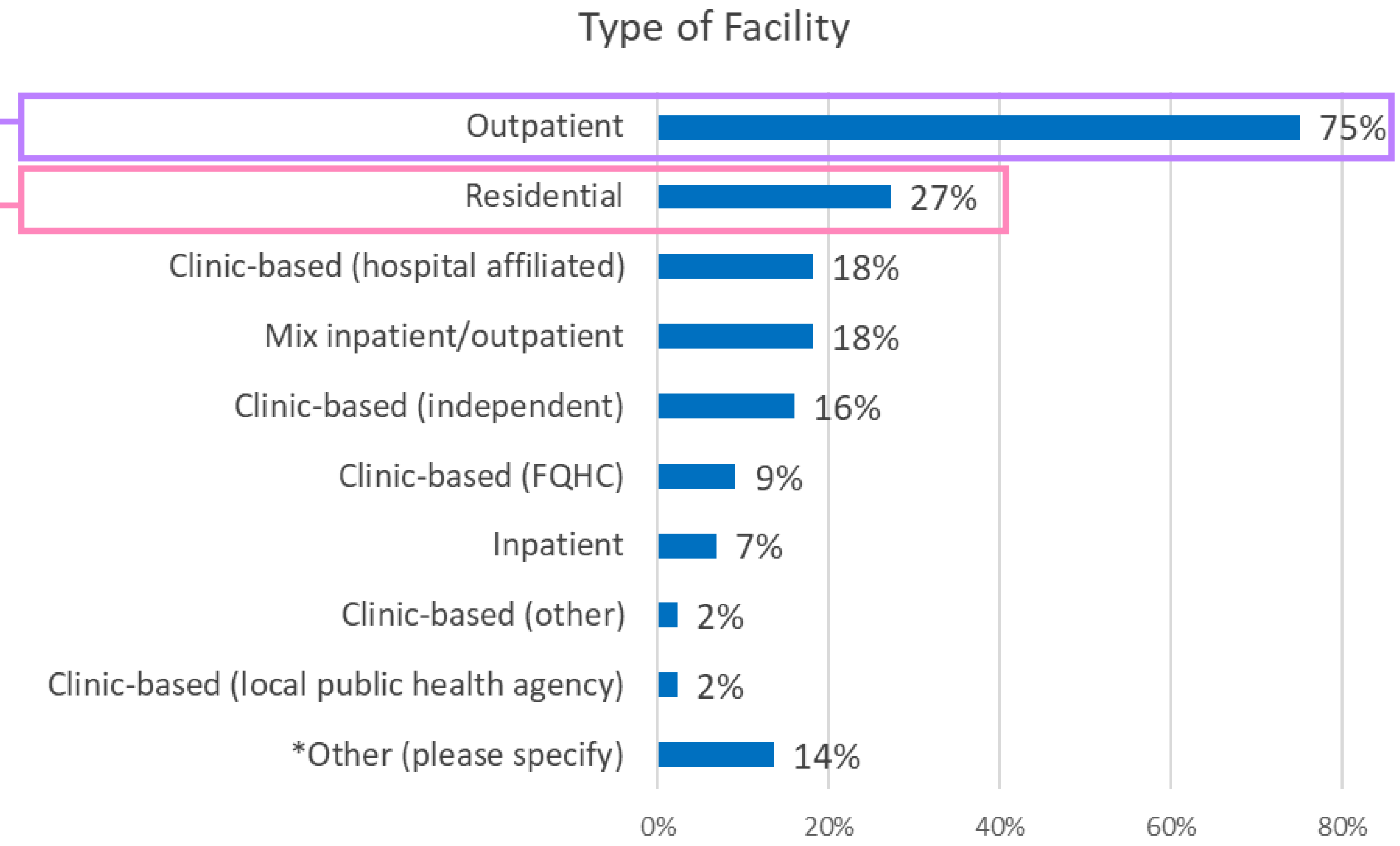
Three-fourths of practices (**77%**) provide **group therapy**, followed by **68%** offering **trauma-informed, evidence-based therapy**.



Type of Facility


The majority of practices (**75%**) are **outpatient**.

The second most often mentioned type of facility is **residential**, far below with only one-fourth (**27%**) being categorized this way.



***Others:**

- Behavior Therapist Co-located
- Working towards providing outpatient services
- Office
- Ability to provide inpatient services if needed
- Designated Rural Health Clinic associated with Hospital

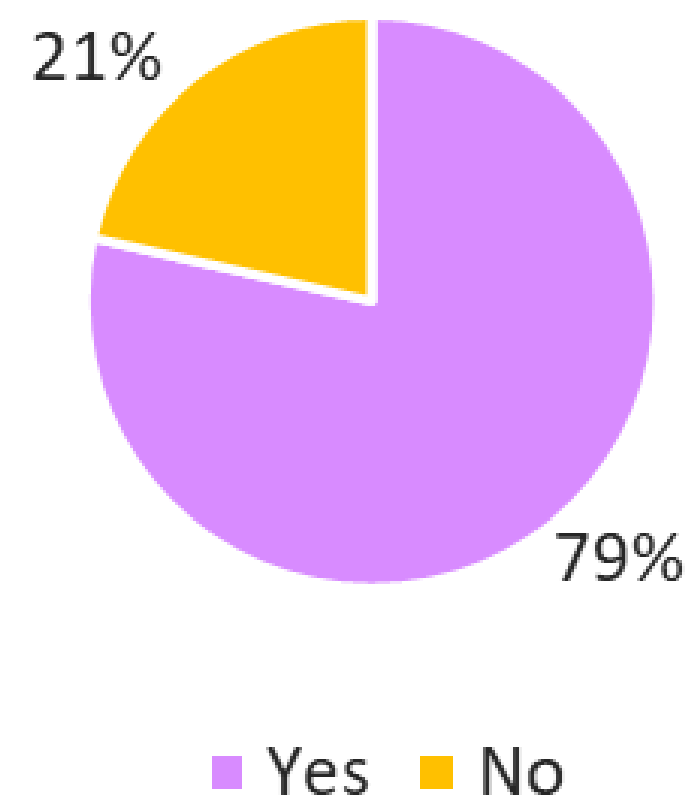




MAT Waiver

Over three-fourths of practices (79%) have providers **waivered to provide MAT.**

Are any providers in your program DATA 2000
waivered by SAMHSA to provide Medication
Assisted Treatment (MAT)?



How many providers are MAT waived?
Average = 3; Range = 1-12

For all MAT DATA 2000 waived providers, what is
the total maximum number of patients they can treat in
a year?

Average = 298; Range = 25-1200

There were 2 “*unknown*” responses and 1 “*unlimited (OTP)*” response

What is the total average monthly volume of
patients prescribed MAT by all waived
providers?

Average = 163; Range = 0-1500

There were 2 “*unknown*” responses

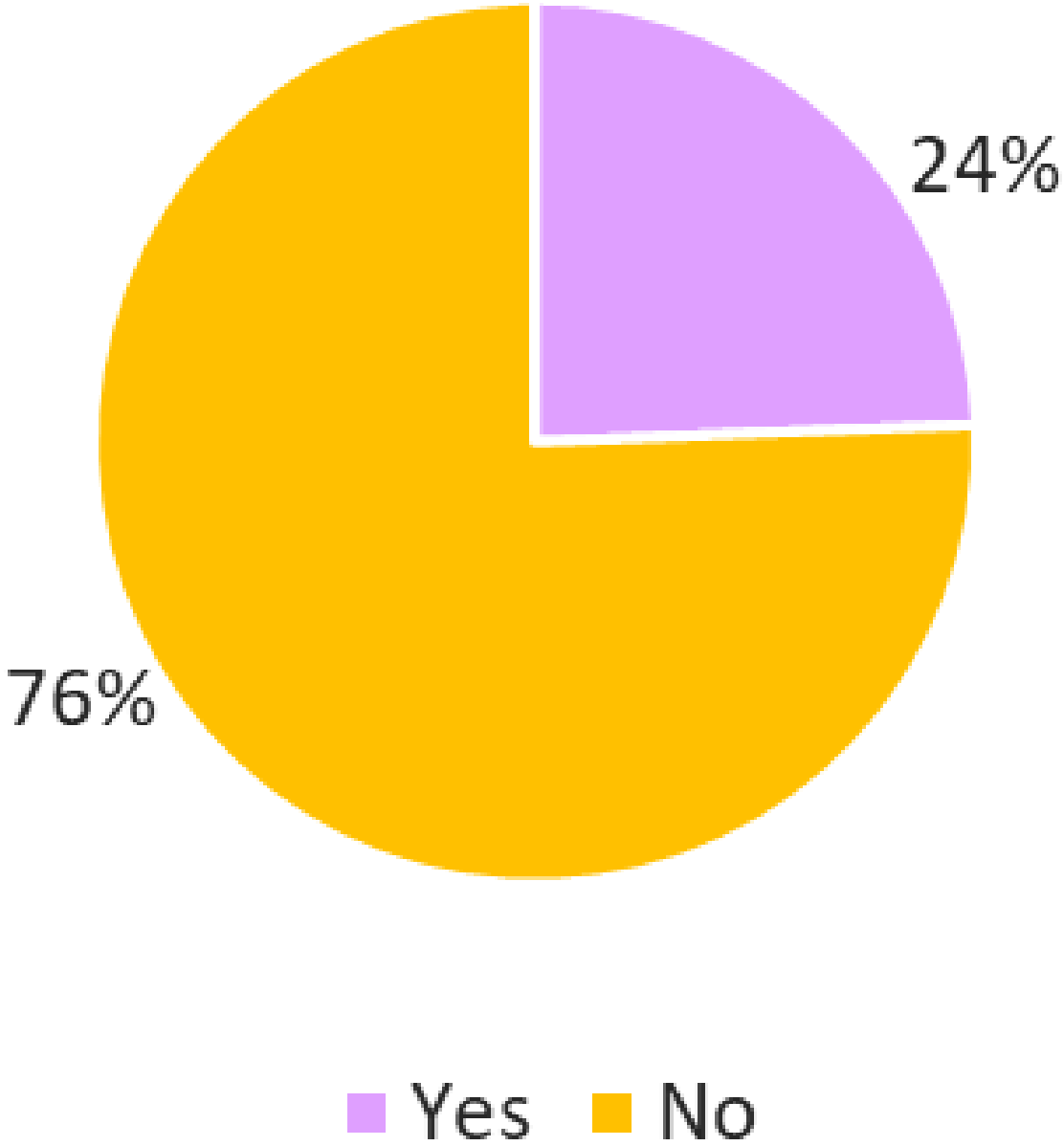




Methadone Clinic Stats

Only a quarter of practices (24%) are approved methadone clinics.


Is your facility an approved methadone clinic?



Total average monthly volume of patients prescribed methadone by all providers:

Average = 349; Range = 170-600

There were 2 who responded with percentages: 90% and 100%

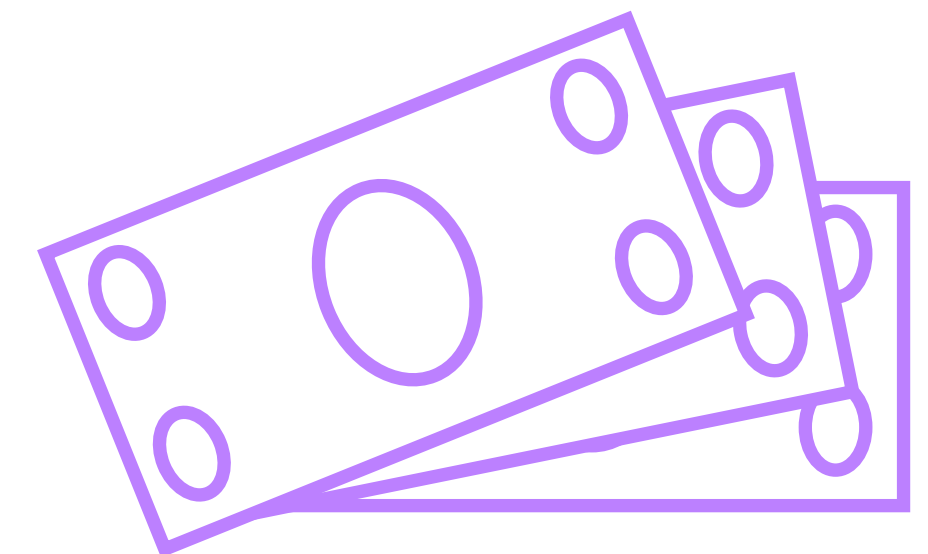
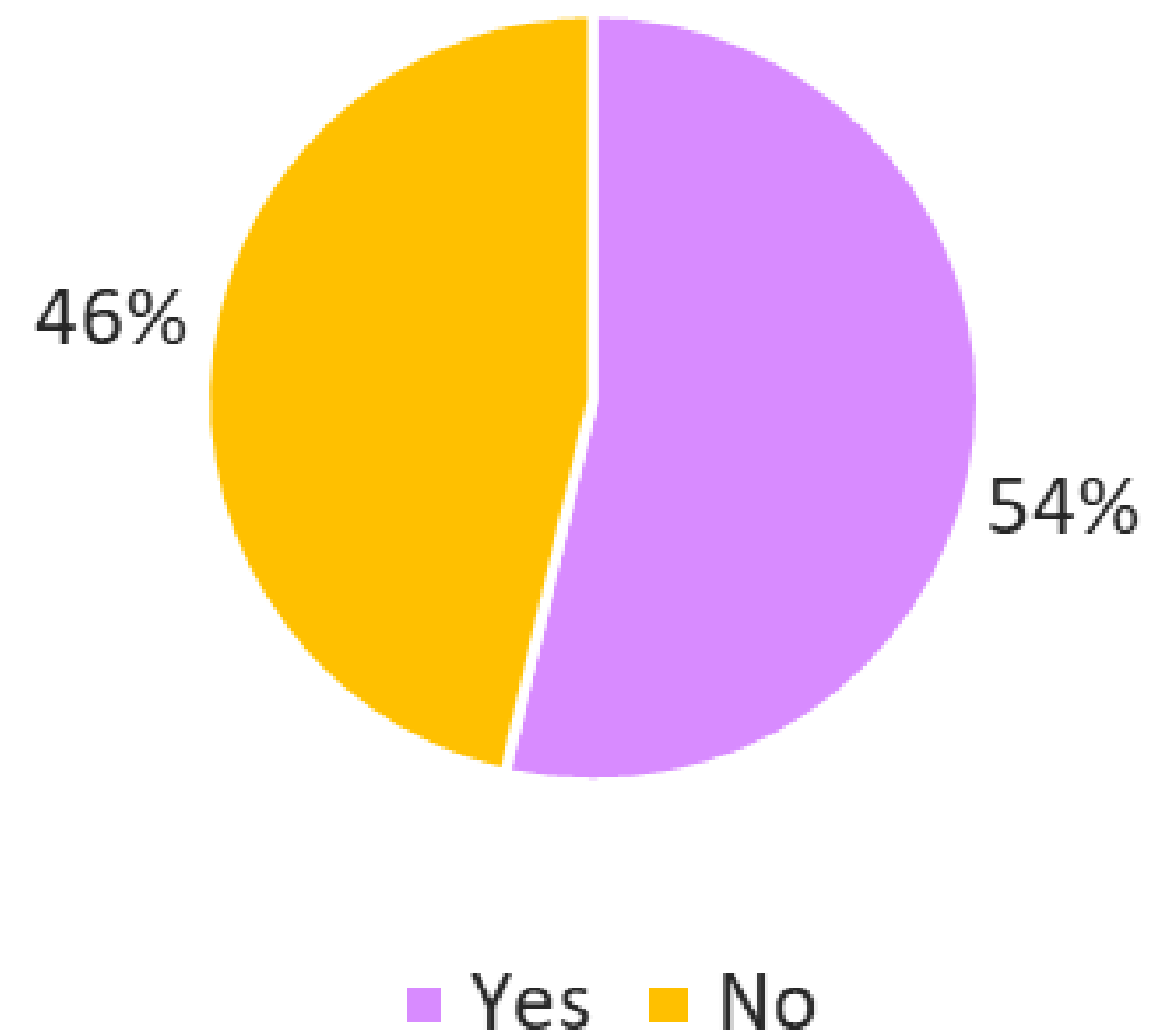




Program Funding

Over half of practices (54%) are either grant-funded or time limited.

Is any component of your program either grant-funded or considered time limited?





Descriptions of Time-Limited Funding

A sample of comments from participants is below; full list of responses can be found in the appendix.

We received a \$500,000 grant from HRSA to provide expanded services to reduce rates of NAS in our county. This grant funding is used to increase workforce and clinic capacity and is not used for direct patient care. This funding is available through September 2023.

State Opioid Response Grant

Postpartum care is funded by the United Way due to lack of insurance

Estimated 6 months to 18 months

Medicaid SOR Grant

Grant funded from DMH for 30-day residential treatment

We received a \$50,000 grant from the Missouri Dept of Corrections to provide direct patient care through MAT treatment to individuals in probation and parole. This expires in July, 2021. It currently services approx. 30 individuals.

We had the CARES grant for a period of 3 months

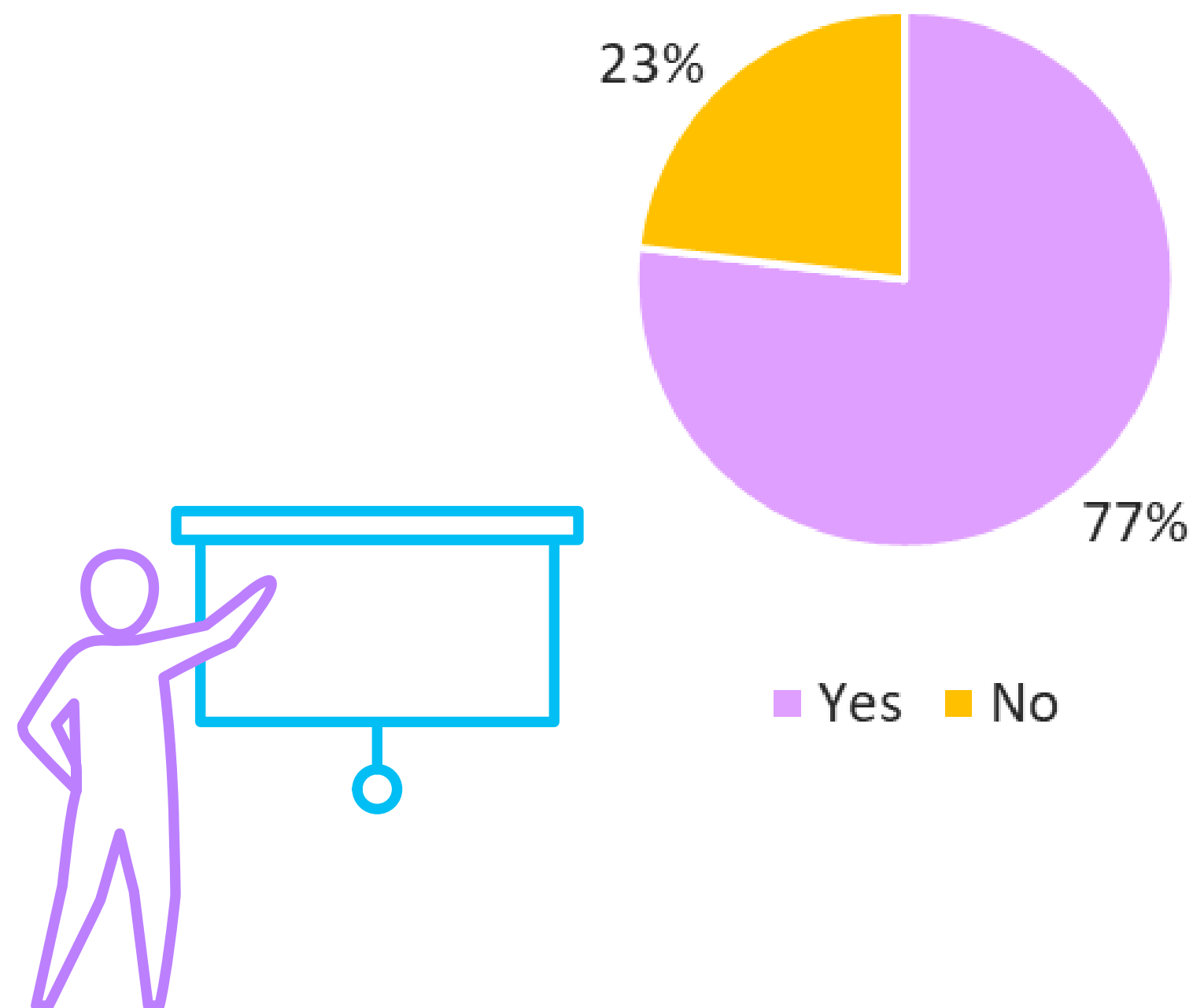


Trauma-Informed Care

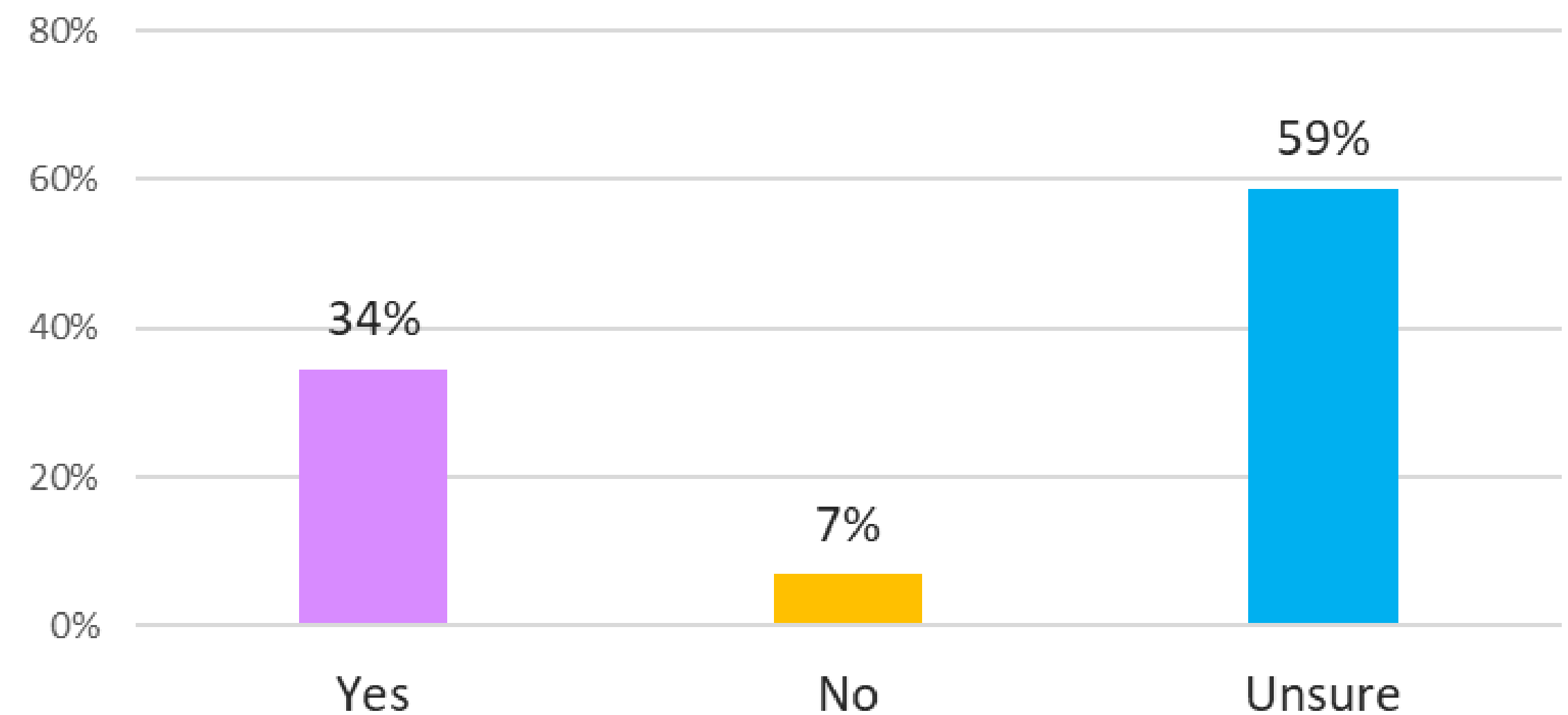
Three-fourths of practices (77%) have received training on trauma-informed care.

However, the majority (59%) are unsure if they use the MO model.

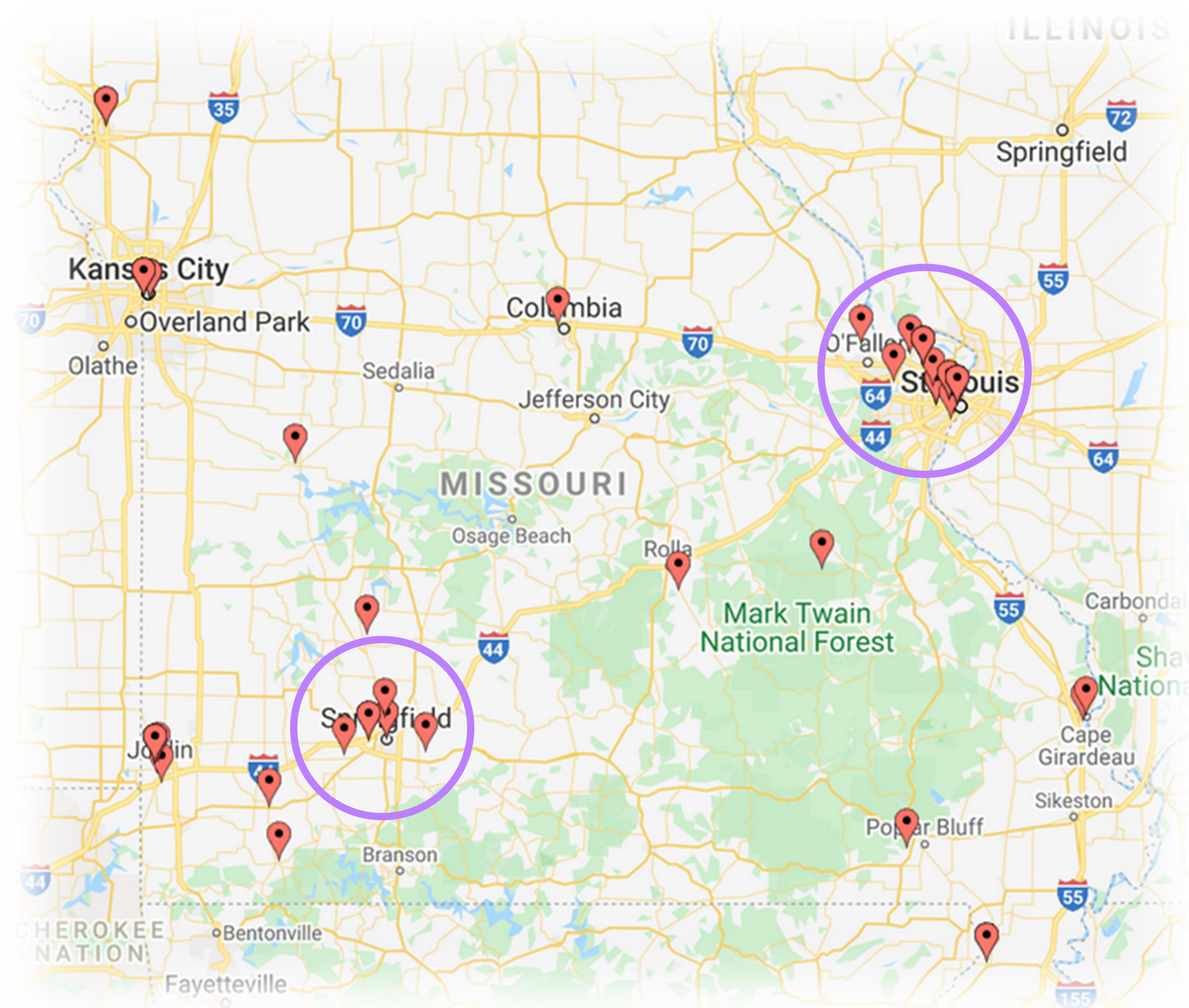
Has your clinical and/or patient-facing staff received training on Trauma-Informed Care?



Does your agency use the MO Model of Trauma-Informed Care?



Geographic Dispersion of Practices



89% of respondents were concentrated in the greater St. Louis and greater Springfield areas.

Occupancy rate:

Average = 71% Range = 25%-100%

There were 8 who responded with “*NA/unknown*”



APPENDIX

Descriptions of Time-Limited Funding



- *A few spots based on need*
- *Estimated 6 months to 18 months*
- *Grant funded from DMH for 30-day residential treatment*
- *Medicaid SOR Grant*
- *SOR funding*
- *SOR Grant*
- *MH3 funding limited to 90 days after probation completion.*
- *PPWS/RPG*
- *Our program lasts for 30 days at which point they are referred to outpatient services.*
- *Postpartum care is funded by the United Way due to lack of insurance after delivery*
- *Residential is time limited but transition to outpatient is expected.*
- *State Opioid Response Grant*
- *State Opioid Response Grant; renewed twice already*
- *We have other funding sources*
- *We had the CARES grant for a period of 3 months*
- *We have a grant that will end 08/21/22*
- *We have an SOR grant from the state and we work in correlation with SEMO Behavioral health as they have grant funding that will assist patients here at our clinic.*
- *We have funding through pregnancy and up to 2 years postpartum*
- *We received a \$50,000 grant from the Missouri Dept of Corrections to provide direct patient care through MAT treatment to individuals in probation and parole. This expires in July, 2021. It currently services approx. 30 individuals.*
- *We received a \$500,000 grant from HRSA to provide expanded services to reduce rates of NAS in our county. This grant funding is used to increase workforce and clinic capacity and is not used for direct patient care. This funding is available through September, 2023.*

Counties Served by Respondents



| | | | | | | | |
|--------------------|----|-----------|---|-------------|---|------------------|---|
| All of Missouri | 17 | Clinton | 1 | Lincoln | 2 | St. Clair | 1 |
| Southwest Missouri | 1 | Dade | 4 | Madison | 1 | St. Genevieve | 1 |
| Andrew | 2 | Dallas | 1 | McDonald | 2 | St. Louis city | 7 |
| Barry | 3 | DeKalb | 1 | New Madrid | 1 | St. Louis county | 9 |
| Barton | 2 | Dunklin | 2 | Newton | 3 | Stoddard | 1 |
| Benton | 1 | Franklin | 2 | Nodaway | 1 | Stone | 1 |
| Bollinger | 2 | Gentry | 3 | Pemiscot | 1 | Taney | 1 |
| Buchanan | 2 | Greene | 1 | Perry | 1 | Warren | 2 |
| Butler | 1 | Hickory | 1 | Phelps | 1 | Washington | 1 |
| Caldwell | 1 | Holt | 1 | Platte | 1 | Wayne | 1 |
| Camden | 1 | Jackson | 1 | Polk | 1 | Webster | 2 |
| Cape Girardeau | 1 | Jasper | 3 | Reynolds | 1 | | |
| Carter | 1 | Jefferson | 2 | Ripley | 1 | | |
| Cedar | 1 | Laclede | 1 | Scott | 1 | | |
| Christian | 1 | Lawrence | 4 | St. Charles | 4 | | |